

Luminaire Photograph



Light Output Ratio:	33.1%	
Luminaire Power:	20.29 W	
SHR Nominal:	0.00	Calculated using the TM5
SHR Maximum:	0.30	fine grid method.

C Range: 0 - 360DEG
C Interval: 30.0DEG
Test Speed: HIGH
Temperature: 25.3 °C
Operators: zoe
Test Date: 2023-6-27

Range: 0 - 180DEG
Interval: 1.0DEG
Test System: EVERFINE GO-SPEX500_V1 SYSTEM V2.00.461
Humidity: 65.0%
Test Distance: 3.160m [K=1.0000]
Remarks: LAMP: BXRE-30H1000-A-83 Ra: 97
LENS: HLTJ00281 HL-52 15R+SG-004
DRIVER: TDI018NA050EF 500mA
30minutes warm-up

LUMINOUS INTENSITY DISTRIBUTION DIAGRAM

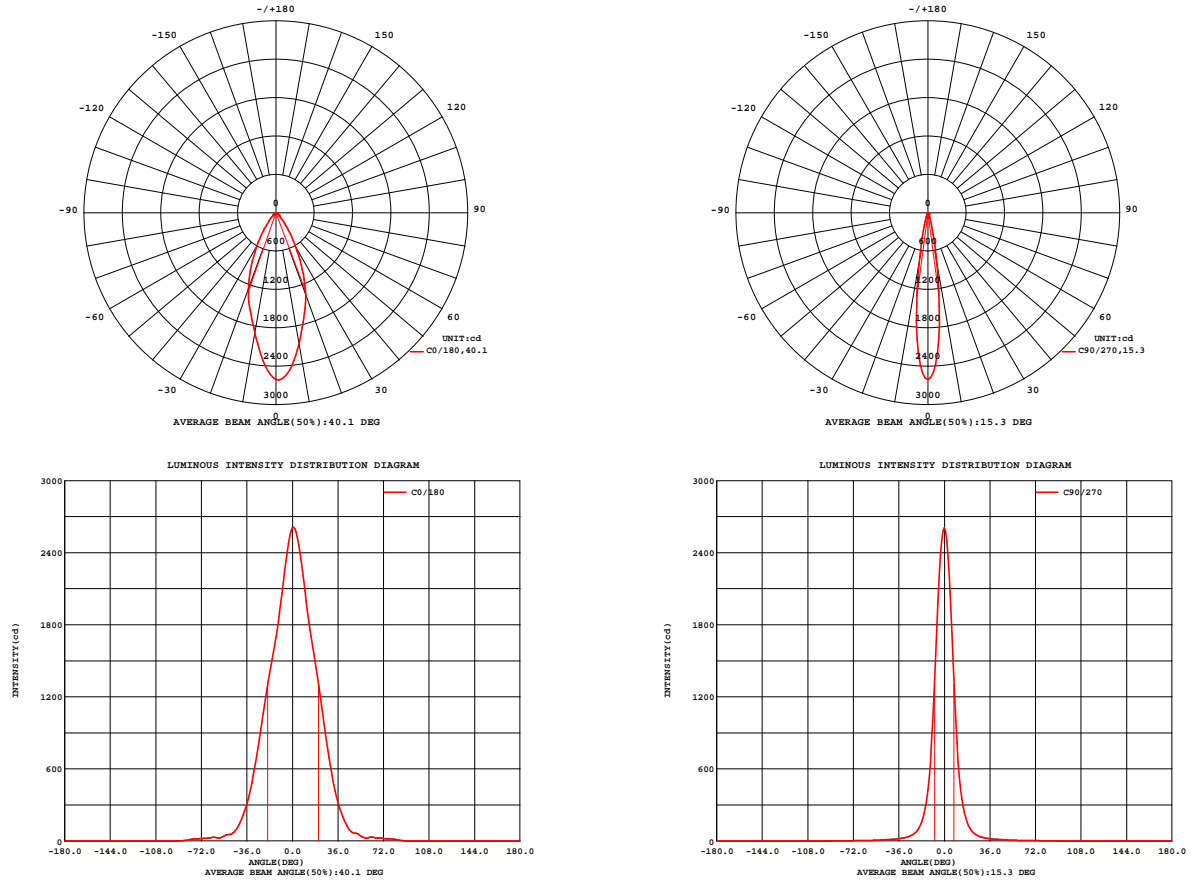


Fig. C0/C180

Fig. C90/C270

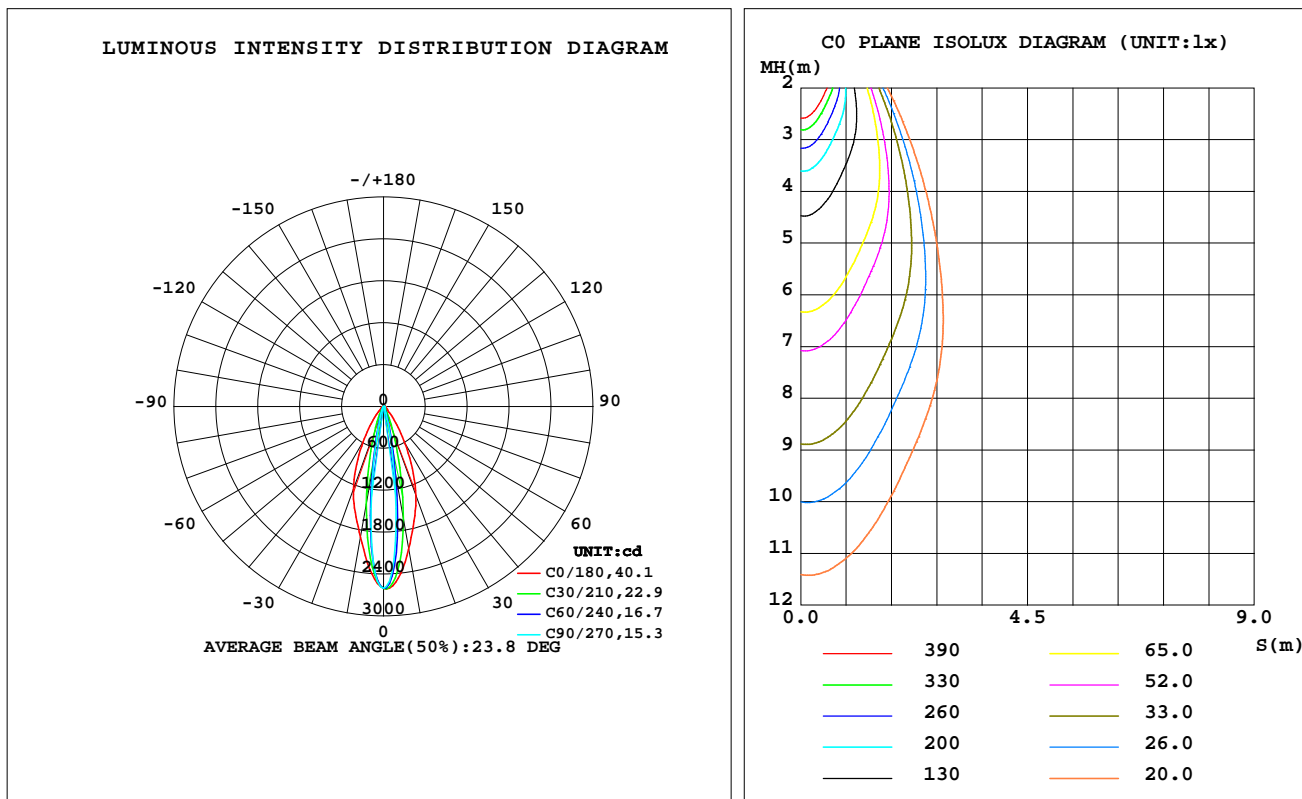
C Range: 0 - 360DEG
C Interval: 30.0DEG
Test Speed: HIGH
Temperature: 25.3 °C
Operators: zoe
Test Date: 2023-6-27

Range: 0 - 180DEG
Interval: 1.0DEG
Test System: EVERFINE GO-SPEX500_V1 SYSTEM V2.00.461
Humidity: 65.0%
Test Distance: 3.160m [K=1.0000]
Remarks: LAMP: BXRE-30H1000-A-83 Ra: 97
LENS: HLTJ00281 HL-52 15R+SG-004
DRIVER: TDI018NA050EF 500mA
30minutes warm-up

LUMINAIRE PHOTOMETRIC TEST REPORT

Test:U:120.17V I:0.1707A P:20.294W PF:0.9880 Freq:59.98Hz Lamp Flux:1877.8x1 lm		
NAME: 2319.201Z-H3AM-500	TYPE:	WEIGHT:
SPEC.: 3000K	DIM.:	SERIAL No.: 2306270762
MFR.: RISE	SUR.: 0.002826m2	Shielding Angle:

DATA OF LAMP		PHOTOMETRIC DATA Eff: 30.63 lm/W			
MODEL	Brideglux	Imax(cd)	2613	S/MH(C0/180)	0.60
NOMINAL POWER(W)	20	LOR(%)	33.1	S/MH(C90/270)	0.27
RATED VOLTAGE(V)	120	TOTAL FLUX(lm)	621.54	UP,DN(C0-180)	0.0,16.7
NOMINAL FLUX(lm)	1877.8	CIE CLASS	DIRECT	UP,DN(C180-360)	0.0,16.4
LAMPS INSIDE	1	up(%)	0.0	CIBSE SHR NOM	0.00
TEST VOLTAGE(V)	120	down(%)	33.1	CIBSE SHR MAX	0.30



C Range: 0 - 360DEG
C Interval: 30.0DEG
Test Speed: HIGH
Temperature:25.3℃
Operators:zoe
Test Date:2023-6-27

Range: 0 - 180DEG
Interval: 1.0DEG
Test System:EVERFINE GO-SPEX500_V1 SYSTEM V2.00.461
Humidity:65.0%
Test Distance:3.160m [K=1.0000]
Remarks: LAMP:BXRE-30H1000-A-83 Ra:97
LENS: HLTJ00281 HL-52 15R+SG-004
DRIVER: TDI018NA050EF 500mA
30minutes warm-up

ZONAL FLUX DIAGRAM

ZONAL FLUX DIAGRAM:

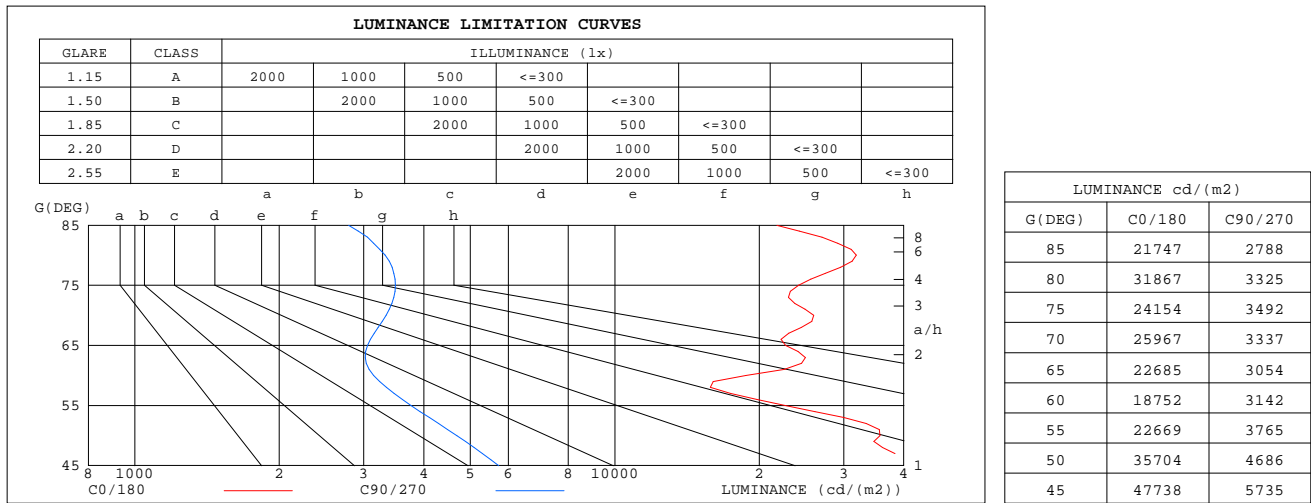
	C0	C45	C90	C135	C180	C225	C270	C315		zone	total	%lum,lamp
10	2079	1321	815.1	1244	1904	1173	825.4	1410	0- 10	179.1	179.1	28.8,9.54
20	1360	294.2	111.7	310.0	1267	252.4	108.4	369.9	10- 20	211.6	390.7	62.9,20.8
30	627.9	68.36	30.17	76.45	591.3	60.87	30.47	87.79	20- 30	123.6	514.3	82.8,27.4
40	201.4	21.78	14.91	23.95	185.7	20.34	15.05	26.43	30- 40	57.62	572.0	92,30.5
50	64.92	9.784	8.505	10.13	53.51	9.431	8.471	10.75	40- 50	22.39	594.3	95.6,31.7
60	26.52	6.646	4.436	6.705	29.01	6.319	4.341	6.957	50- 60	11.65	606.0	97.5,32.3
70	25.12	3.219	3.223	3.452	21.37	3.081	3.031	3.581	60- 70	8.255	614.3	98.8,32.7
80	15.65	1.786	1.630	1.813	13.51	1.552	1.450	1.947	70- 80	5.524	619.8	99.7,33
90	0	0	0	0	0	0	0	0	80- 90	1.761	621.5	100,33.1
100	0	0	0	0	0	0	0	0	90-100	0	621.5	100,33.1
110	0	0	0	0	0	0	0	0	100-110	0	621.5	100,33.1
120	0	0	0	0	0	0	0	0	110-120	0	621.5	100,33.1
130	0	0	0	0	0	0	0	0	120-130	0	621.5	100,33.1
140	0	0	0	0	0	0	0	0	130-140	0	621.5	100,33.1
150	0	0	0	0	0	0	0	0	140-150	0	621.5	100,33.1
160	0	0	0	0	0	0	0	0	150-160	0	621.5	100,33.1
170	0	0	0	0	0	0	0	0	160-170	0	621.5	100,33.1
180	0	0	0	0	0	0	0	0	170-180	0	621.5	100,33.1
DEG	LUMINOUS INTENSITY:cd									UNIT:lm		

C Range: 0 - 360DEG
 C Interval: 30.0DEG
 Test Speed: HIGH
 Temperature:25.3℃
 Operators:zoe
 Test Date:2023-6-27

Range: 0 - 180DEG
 Interval: 1.0DEG
 Test System:EVERFINE GO-SPEX500_V1 SYSTEM V2.00.461
 Humidity:65.0%
 Test Distance:3.160m [K=1.0000]
 Remarks: LAMP:BXRE-30H1000-A-83 Ra:97
 LENS: HLTJ00281 HL-52 15R+SG-004
 DRIVER: TDI018NA050EF 500mA
 30minutes warm-up

LUMINANCE LIMITATION CURVES

Test:U:120.17V I:0.1707A P:20.294W PF:0.9880 Freq:59.98Hz Lamp Flux:1877.8x1 lm		
NAME: 2319.201Z-H3AM-500	TYPE:	WEIGHT:
SPEC.: 3000K	DIM.:	SERIAL No.: 2306270762
MFR.: RISE	SUR.: 0.002826m2	Shielding Angle:



C Range: 0 - 360DEG
C Interval: 30.0DEG
Test Speed: HIGH
Temperature:25.3℃
Operators:zoe
Test Date:2023-6-27

Range: 0 - 180DEG
Interval: 1.0DEG
Test System:EVERFINE GO-SPEX500_V1 SYSTEM V2.00.461
Humidity:65.0%
Test Distance:3.160m [K=1.0000]
Remarks: LAMP:BXRE-30H1000-A-83 Ra:97
LENS: HLTJ00281 HL-52 15R+SG-004
DRIVER: TDI018NA050EF 500mA
30minutes warm-up

CU AND LUMINAIRE BUDGETARY ESTIMATE DIAGRAM

Test:U:120.17V I:0.1707A P:20.294W PF:0.9880 Freq:59.98Hz
Lamp Flux:1877.8x1 lm

NAME: 2319.201Z-H3AM-500

TYPE:

WEIGHT:

SPEC.: 3000K

DIM.:

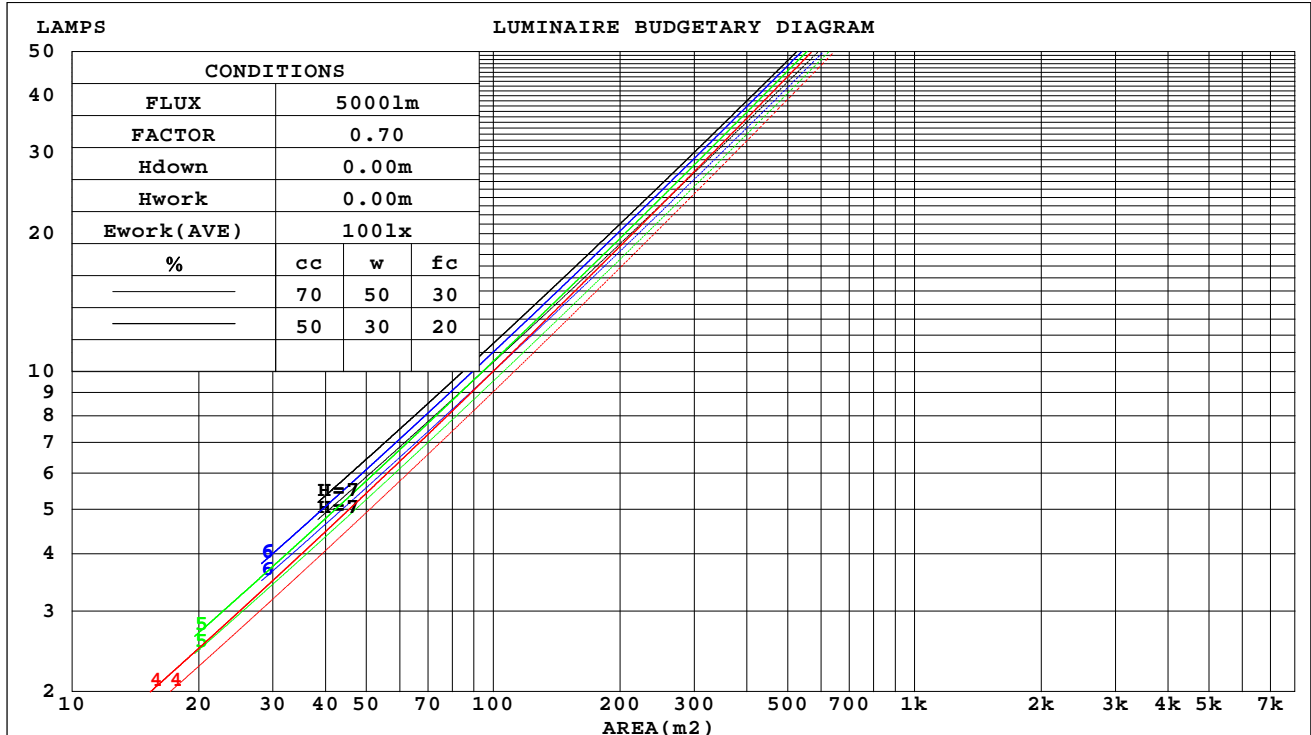
SERIAL No.: 2306270762

MFR.: RISE

SUR.: 0.002826m2

Shielding Angle:

cc	80%			70%			50%			30%			10%			0
w	50%	30%	10%	50%	30%	10%	50%	30%	10%	50%	30%	10%	50%	30%	10%	0
fc	20%			20%			20%			20%			20%			0
RCR	RCR:Room Cavity Ratio															



C Range: 0 - 360DEG
C Interval: 30.0DEG
Test Speed: HIGH
Temperature:25.3℃
Operators:zoe
Test Date:2023-6-27

Range: 0 - 180DEG
Interval: 1.0DEG
Test System:EVERFINE GO-SPEX500_V1 SYSTEM V2.00.461
Humidity:65.0%
Test Distance:3.160m [K=1.0000]
Remarks: LAMP:BXRE-30H1000-A-83 Ra:97
LENS: HLTJ00281 HL-52 15R+SG-004
DRIVER: TDI018NA050EF 500mA
30minutes warm-up

WEC AND CCEC

Test:U:120.17V I:0.1707A P:20.294W PF:0.9880 Freq:59.98Hz Lamp Flux:1877.8x1 lm		
NAME: 2319.201Z-H3AM-500	TYPE:	WEIGHT:
SPEC.: 3000K	DIM.:	SERIAL No.: 2306270762
MFR.: RISE	SUR.: 0.002826m2	Shielding Angle:

cc	80%			70%			50%			30%			10%			0
w	50%	30%	10%	50%	30%	10%	50%	30%	10%	50%	30%	10%	50%	30%	10%	0
fc	20%			20%			20%			20%			20%			0
RCR	RCR:Room Cavity Ratio						Wall Exitance Coefficients(WEC)									
0.0																
1.0	.054	.031	.010	.052	.030	.009	.048	.027	.009	.044	.025	.008	.040	.023	.008	
2.0	.051	.028	.009	.049	.027	.008	.045	.025	.008	.042	.024	.007	.039	.022	.007	
3.0	.047	.025	.008	.046	.024	.007	.043	.023	.007	.040	.022	.007	.038	.021	.006	
4.0	.044	.023	.007	.043	.023	.007	.041	.021	.006	.038	.021	.006	.036	.020	.006	
5.0	.042	.021	.006	.041	.021	.006	.038	.020	.006	.036	.019	.006	.035	.018	.006	
6.0	.039	.020	.006	.038	.019	.006	.037	.019	.005	.035	.018	.005	.033	.017	.005	
7.0	.037	.018	.005	.036	.018	.005	.035	.018	.005	.033	.017	.005	.032	.017	.005	
8.0	.036	.017	.005	.035	.017	.005	.033	.017	.005	.032	.016	.005	.031	.016	.005	
9.0	.034	.016	.005	.033	.016	.005	.032	.016	.004	.031	.015	.004	.030	.015	.004	
10.0	.032	.015	.004	.032	.015	.004	.031	.015	.004	.030	.015	.004	.028	.014	.004	

cc	80%			70%			50%			30%			10%			0
w	50%	30%	10%	50%	30%	10%	50%	30%	10%	50%	30%	10%	50%	30%	10%	0
fc	20%			20%			20%			20%			20%			0
RCR	RCR:Room Cavity Ratio						Ceiling Cavity Exitance Coefficients(CCEC)									
0.0	.063	.063	.063	.054	.054	.054	.037	.037	.037	.021	.021	.021	.007	.007	.007	
1.0	.056	.052	.048	.048	.045	.042	.033	.031	.029	.019	.018	.017	.006	.006	.005	
2.0	.051	.044	.038	.044	.038	.033	.030	.026	.023	.017	.015	.013	.006	.005	.004	
3.0	.046	.038	.031	.040	.032	.026	.027	.023	.019	.016	.013	.011	.005	.004	.004	
4.0	.043	.033	.025	.036	.028	.022	.025	.020	.015	.015	.011	.009	.005	.004	.003	
5.0	.039	.029	.021	.034	.025	.018	.023	.017	.013	.013	.010	.008	.004	.003	.002	
6.0	.036	.025	.017	.031	.022	.015	.022	.015	.011	.013	.009	.006	.004	.003	.002	
7.0	.034	.023	.015	.029	.020	.013	.020	.014	.009	.012	.008	.005	.004	.003	.002	
8.0	.032	.021	.013	.028	.018	.011	.019	.013	.008	.011	.007	.005	.004	.002	.002	
9.0	.030	.019	.011	.026	.016	.010	.018	.011	.007	.010	.007	.004	.003	.002	.001	
10.0	.029	.017	.010	.025	.015	.009	.017	.011	.006	.010	.006	.004	.003	.002	.001	

C Range: 0 - 360DEG
C Interval: 30.0DEG
Test Speed: HIGH
Temperature:25.3℃
Operators:zoe
Test Date:2023-6-27

Range: 0 - 180DEG
Interval: 1.0DEG
Test System:EVERFINE GO-SPEX500_V1 SYSTEM V2.00.461
Humidity:65.0%
Test Distance:3.160m [K=1.0000]
Remarks: LAMP:BXRE-30H1000-A-83 Ra:97
LENS: HLTJ00281 HL-52 15R+SG-004
DRIVER: TDI018NA050EF 500mA
30minutes warm-up

UGR(Unified Glare Rating) Table

Test:U:120.17V I:0.1707A P:20.294W PF:0.9880 Freq:59.98Hz Lamp Flux:1877.8x1 lm										
NAME: 2319.201Z-H3AM-500					TYPE:			WEIGHT:		
SPEC.: 3000K					DIM.:			SERIAL No.: 2306270762		
MFR.: RISE					SUR.: 0.002826m2			Shielding Angle:		
ceiling/cavity	0.7	0.7	0.5	0.5	0.3	0.7	0.7	0.5	0.5	0.3
walls	0.5	0.3	0.5	0.3	0.3	0.5	0.3	0.5	0.3	0.3
working plane	0.2	0.2	0.2	0.2	0.2	0.2	0.2	0.2	0.2	0.2
Room dimensions	Viewed crosswise					Viewed endwise				
x = 2H y = 2H	18.5	19.3	18.7	19.5	19.6	6.7	7.5	6.9	7.6	7.8
3H	19.5	20.2	19.7	20.4	20.6	7.6	8.3	7.8	8.5	8.7
4H	20.1	20.8	20.3	21.0	21.2	8.1	8.9	8.4	9.1	9.3
6H	21.0	21.7	21.3	21.9	22.2	8.7	9.3	8.9	9.6	9.8
8H	21.4	22.0	21.7	22.3	22.5	8.8	9.5	9.1	9.7	10.0
12H	21.6	22.2	21.9	22.4	22.7	8.9	9.6	9.2	9.8	10.1
4H 2H	18.3	19.0	18.6	19.2	19.4	7.4	8.1	7.7	8.4	8.6
3H	19.3	19.9	19.6	20.2	20.5	8.4	9.0	8.7	9.3	9.5
4H	20.0	20.5	20.3	20.8	21.1	9.1	9.6	9.4	9.9	10.2
6H	21.1	21.6	21.5	21.9	22.3	9.7	10.2	10.0	10.5	10.8
8H	21.6	22.1	22.0	22.4	22.8	9.9	10.4	10.3	10.7	11.1
12H	21.9	22.3	22.3	22.7	23.0	10.0	10.5	10.4	10.8	11.2
8H 4H	19.8	20.3	20.2	20.6	21.0	9.5	10.0	9.9	10.3	10.7
6H	21.0	21.4	21.4	21.8	22.2	10.2	10.6	10.7	11.0	11.4
8H	21.5	21.9	22.0	22.3	22.7	10.5	10.9	11.0	11.3	11.7
12H	21.9	22.2	22.3	22.6	23.1	10.7	11.0	11.2	11.4	11.9
12H 4H	19.8	20.2	20.2	20.6	21.0	9.7	10.1	10.1	10.5	10.9
6H	21.0	21.3	21.4	21.7	22.2	10.4	10.8	10.9	11.2	11.6
8H	21.5	21.8	22.0	22.2	22.7	10.7	11.0	11.2	11.5	11.9
Variations with the observer position at spacings(CIE Pub.117):										
S = 1.0H	+ 3.0 / - 1.3					+ 0.4 / - 0.5				
1.5H	+ 4.8 / - 2.1					+ 0.2 / - 0.3				
2.0H	+ 3.4 / - 1.6					+ 0.5 / - 0.7				

CIE Pub.117, 1878 lm Total Lamp Luminous Flux Correct (8log(F/F0) = 2.2)
Area: 0.002826 m2

C Range: 0 - 360DEG
C Interval: 30.0DEG
Test Speed: HIGH
Temperature:25.3℃
Operators:zoe
Test Date:2023-6-27

Range: 0 - 180DEG
Interval: 1.0DEG
Test System:EVERFINE GO-SPEX500_V1 SYSTEM V2.00.461
Humidity:65.0%
Test Distance:3.160m [K=1.0000]
Remarks: LAMP:BXRE-30H1000-A-83 Ra:97
LENS: HLTJ00281 HL-52 15R+SG-004
DRIVER: TDI018NA050EF 500mA
30minutes warm-up

UTILIZATION FACTORS TABLE

Test:U:120.17V I:0.1707A P:20.294W PF:0.9880 Freq:59.98Hz Lamp Flux:1877.8x1 lm		
NAME: 2319.201Z-H3AM-500	TYPE:	WEIGHT:
SPEC.: 3000K	DIM.:	SERIAL No.: 2306270762
MFR.: RISE	SUR.: 0.002826m2	Shielding Angle:

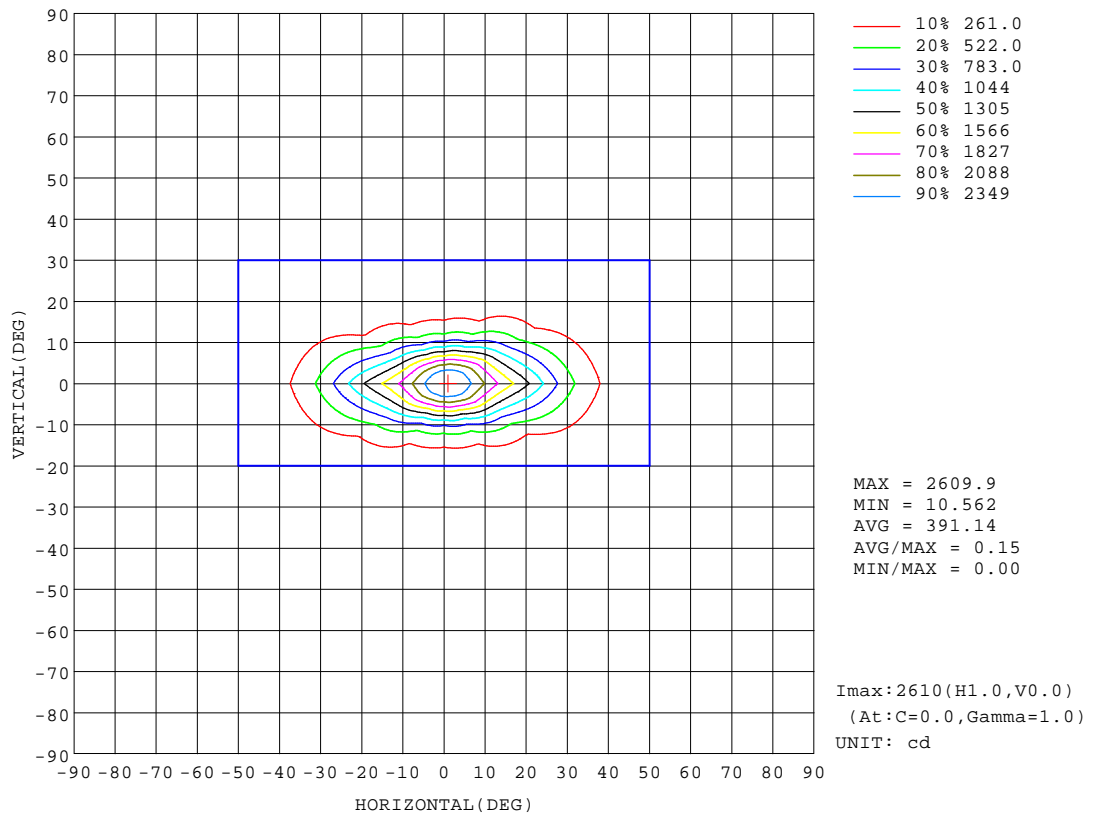
REFLECTANCE										
Ceiling	0.8	0.8	0.8	0.7	0.7	0.7	0.5	0.5	0.5	0
Walls	0.7	0.5	0.3	0.7	0.5	0.3	0.7	0.5	0.3	0
Working plane	0.2	0.2	0.2	0.2	0.2	0.2	0.2	0.2	0.2	0
ROOM INDEX	UTILIZATION FACTORS(PERCENT) $k(RI) \times RCR = 5$									
k = 0.60	29	27	25	29	26	25	28	26	25	24
0.80	31	29	28	31	29	28	31	29	28	26
1.00	33	31	29	32	31	29	32	30	29	28
1.25	34	32	31	34	32	31	33	32	31	29
1.50	35	33	32	34	33	32	34	32	32	30
2.00	36	34	33	35	34	33	34	33	32	31
2.50	36	35	34	36	35	34	35	34	33	31
3.00	37	36	35	36	35	34	35	34	34	32
4.00	38	37	36	37	36	35	36	35	34	32
5.00	38	37	37	37	37	36	36	35	35	32
ROOM INDEX	UF(total)									Direct
According to DIN EN 13032-2 2004			Suspended					SHRNOM = 1.25		

C Range: 0 - 360DEG
C Interval: 30.0DEG
Test Speed: HIGH
Temperature:25.3℃
Operators:zoe
Test Date:2023-6-27

Range: 0 - 180DEG
Interval: 1.0DEG
Test System:EVERFINE GO-SPEX500_V1 SYSTEM V2.00.461
Humidity:65.0%
Test Distance:3.160m [K=1.0000]
Remarks: LAMP:BXRE-30H1000-A-83 Ra:97
LENS: HLTJ00281 HL-52 15R+SG-004
DRIVER: TDI018NA050EF 500mA
30minutes warm-up

ISOCANDELA DIAGRAM

Test:U:120.17V I:0.1707A P:20.294W PF:0.9880 Freq:59.98Hz Lamp Flux:1877.8x1 lm		
NAME: 2319.201Z-H3AM-500	TYPE:	WEIGHT:
SPEC.: 3000K	DIM.:	SERIAL No.: 2306270762
MFR.: RISE	SUR.: 0.002826m2	Shielding Angle:

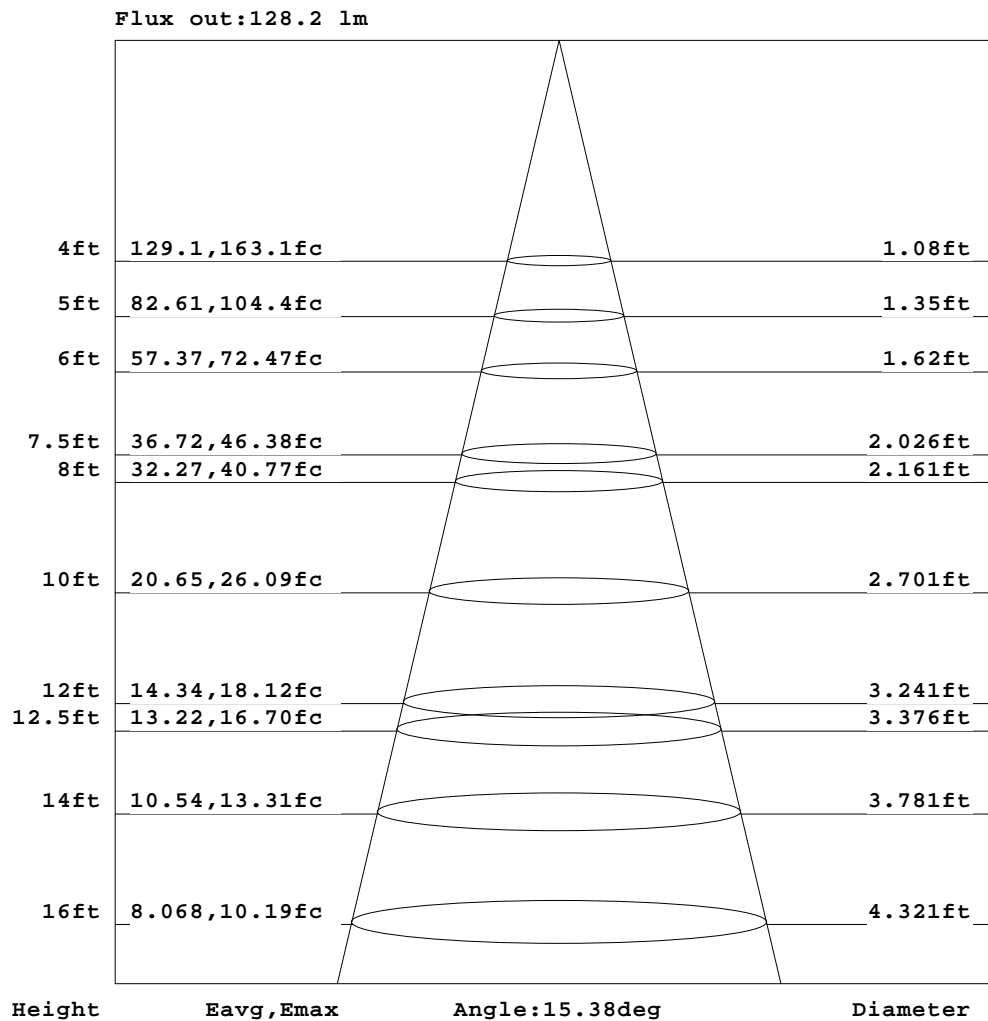


C Range: 0 - 360DEG
 C Interval: 30.0DEG
 Test Speed: HIGH
 Temperature:25.3℃
 Operators:zoe
 Test Date:2023-6-27

Range: 0 - 180DEG
 Interval: 1.0DEG
 Test System:EVERFINE GO-SPEX500_V1 SYSTEM V2.00.461
 Humidity:65.0%
 Test Distance:3.160m [K=1.0000]
 Remarks: LAMP:BXRE-30H1000-A-83 Ra:97
 LENS: HLTJ00281 HL-52 15R+SG-004
 DRIVER: TDI018NA050EF 500mA
 30minutes warm-up

AAI Figure

Test:U:120.17V I:0.1707A P:20.294W PF:0.9880 Freq:59.98Hz Lamp Flux:1877.8x1 lm		
NAME: 2319.201Z-H3AM-500	TYPE:	WEIGHT:
SPEC.: 3000K	DIM.:	SERIAL No.: 2306270762
MFR.: RISE	SUR.: 0.002826m2	Shielding Angle:



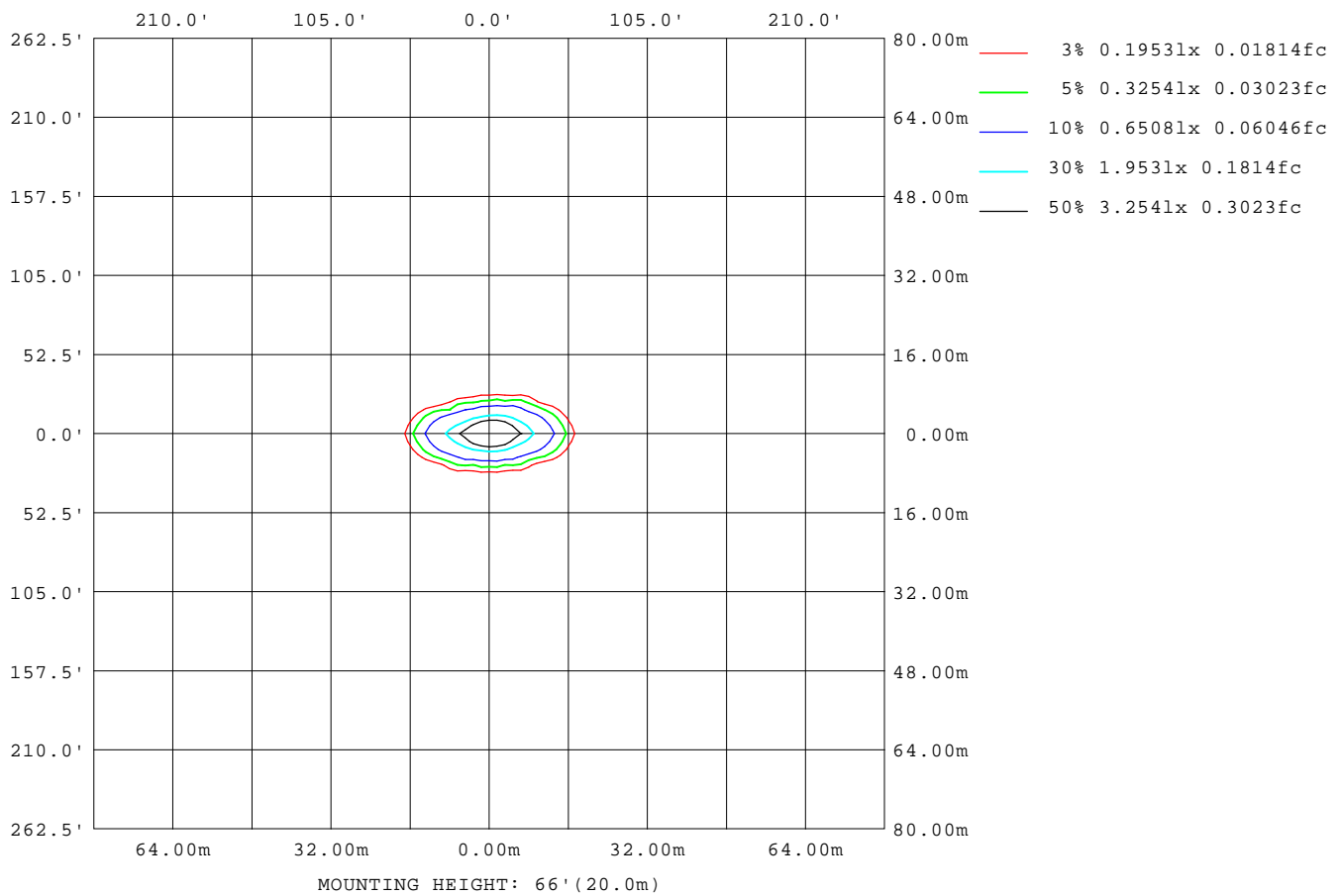
Note: The Curves indicate the illuminated area and the average illumination when the luminaire is at different distance.

C Range: 0 - 360DEG
C Interval: 30.0DEG
Test Speed: HIGH
Temperature: 25.3 °C
Operators: zoe
Test Date: 2023-6-27

Range: 0 - 180DEG
Interval: 1.0DEG
Test System: EVERFINE GO-SPEX500_V1 SYSTEM V2.00.461
Humidity: 65.0%
Test Distance: 3.160m [K=1.0000]
Remarks: LAMP: BXRE-30H1000-A-83 Ra: 97
LENS: HLTJ00281 HL-52 15R+SG-004
DRIVER: TDI018NA050EF 500mA
30minutes warm-up

ISOLUX DIAGRAM

Test:U:120.17V I:0.1707A P:20.294W PF:0.9880 Freq:59.98Hz Lamp Flux:1877.8x1 lm		
NAME: 2319.201Z-H3AM-500	TYPE:	WEIGHT:
SPEC.: 3000K	DIM.:	SERIAL No.: 2306270762
MFR.: RISE	SUR.: 0.002826m2	Shielding Angle:



C Range: 0 - 360DEG
C Interval: 30.0DEG
Test Speed: HIGH
Temperature:25.3 °C
Operators:zoe
Test Date:2023-6-27

Range: 0 - 180DEG
Interval: 1.0DEG
Test System:EVERFINE GO-SPEX500_V1 SYSTEM V2.00.461
Humidity:65.0%
Test Distance:3.160m [K=1.0000]
Remarks: LAMP:BXRE-30H1000-A-83 Ra:97
LENS: HLTJ00281 HL-52 15R+SG-004
DRIVER: TDI018NA050EF 500mA
30minutes warm-up

LED Avg.L Report

Test:U:120.17V I:0.1707A P:20.294W PF:0.9880 Freq:59.98Hz Lamp Flux:1877.8x1 lm		
NAME: 2319.201Z-H3AM-500	TYPE:	WEIGHT:
SPEC.: 3000K	DIM.:	SERIAL No.: 2306270762
MFR.: RISE	SUR.: 0.002826m2	Shielding Angle:

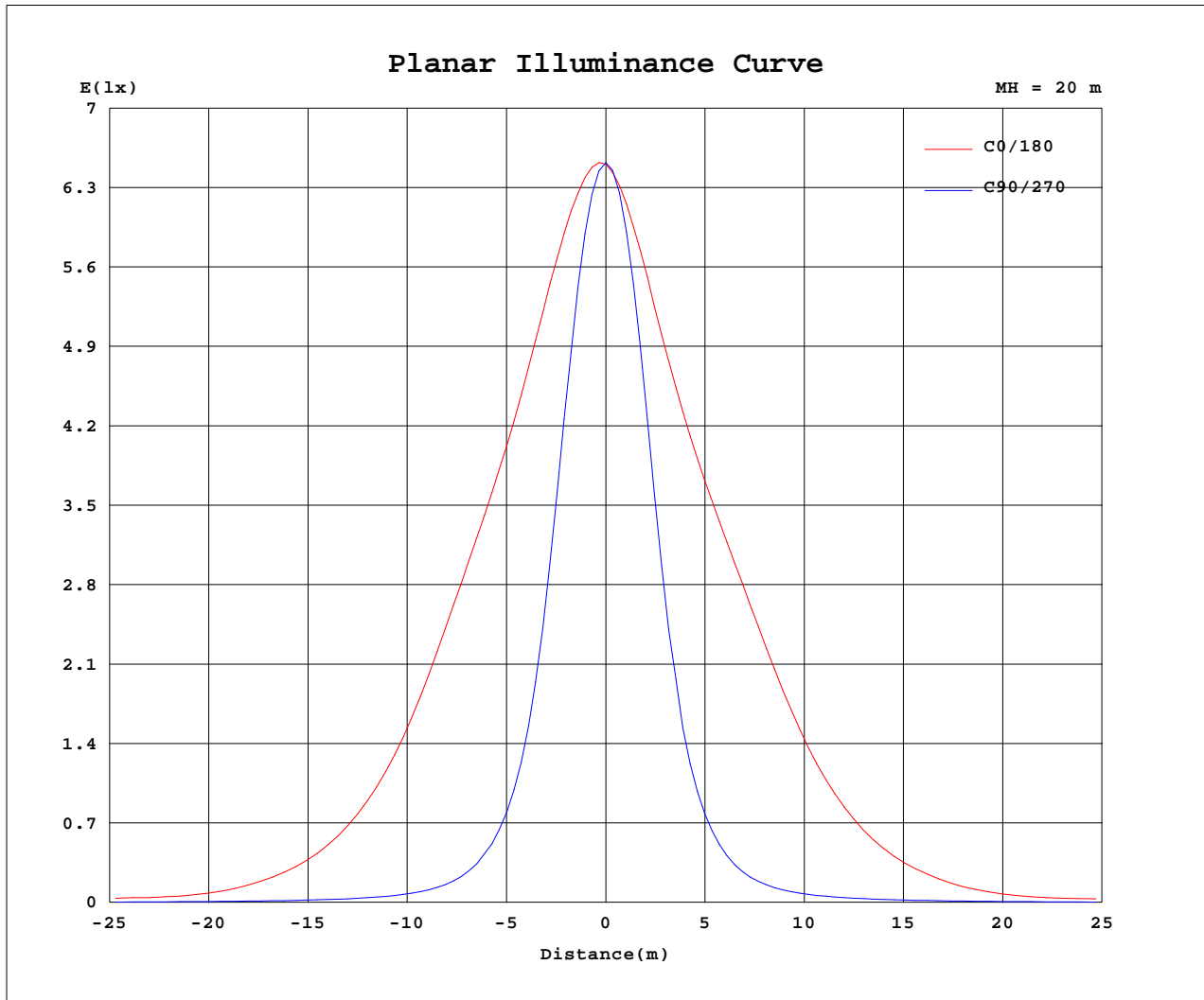
AvgL	cd/m2
L_0~180(65)av	22146
L_0~180(75)av	24636
L_0~180(85)av	19816
L_90~270(65)av	3005
L_90~270(75)av	3346
L_90~270(85)av	2559
L_45(65)av	2829
L_45(75)av	2396
L_45(85)av	2210

Standard: GB/T 29293-2012

C Range: 0 - 360DEG
C Interval: 30.0DEG
Test Speed: HIGH
Temperature:25.3℃
Operators:zoe
Test Date:2023-6-27

Range: 0 - 180DEG
Interval: 1.0DEG
Test System:EVERFINE GO-SPEX500_V1 SYSTEM V2.00.461
Humidity:65.0%
Test Distance:3.160m [K=1.0000]
Remarks: LAMP:BXRE-30H1000-A-83 Ra:97
LENS: HLTJ00281 HL-52 15R+SG-004
DRIVER: TDI018NA050EF 500mA
30minutes warm-up

Planar Illuminance Curve



C Range: 0 - 360DEG
 C Interval: 30.0DEG
 Test Speed: HIGH
 Temperature: 25.3 °C
 Operators: zoe
 Test Date: 2023-6-27

Range: 0 - 180DEG
 Interval: 1.0DEG
 Test System: EVERFINE GO-SPEX500_V1 SYSTEM V2.00.461
 Humidity: 65.0%
 Test Distance: 3.160m [K=1.0000]
 Remarks: LAMP: BXRE-30H1000-A-83 Ra: 97
 LENS: HLTJ00281 HL-52 15R+SG-004
 DRIVER: TDI018NA050EF 500mA
 30minutes warm-up

LUMINOUS DISTRIBUTION INTENSITY DATA

Test:U:120.17V I:0.1707A P:20.294W PF:0.9880 Freq:59.98Hz Lamp Flux:1877.8x1 lm		
NAME: 2319.201Z-H3AM-500	TYPE:	WEIGHT:
SPEC.: 3000K	DIM.:	SERIAL No.: 2306270762
MFR.: RISE	SUR.: 0.002826m2	Shielding Angle:

Table--1

UNIT: cd

C(DEG) (DEG)	0	30	60	90	120	150	180	210	240	270	300	330						
0	2606	2606	2606	2606	2606	2606	2606	2606	2606	2606	2606	2606						
5	2468	2357	2103	1959	2029	2220	2327	2180	2015	1978	2151	2378						
10	2079	1646	997	815	955	1533	1904	1425	922	825	1081	1739						
15	1698	910	367	285	359	901	1572	769	336	280	406	1070						
20	1360	444	145	112	144	476	1267	372	133	108	161	579						
25	978	213	65.3	52.2	65.3	238	916	178	60.0	52.0	71.1	286						
30	628	102	35.1	30.2	35.3	118	591	88.3	33.4	30.5	38.2	137						
35	369	50.9	22.4	20.1	22.8	59.1	346	44.8	21.8	20.4	24.3	68.2						
40	201	27.8	15.7	14.9	16.1	31.8	186	25.1	15.6	15.0	16.8	36.1						
45	95.5	17.0	11.8	11.5	11.7	18.7	86.0	15.5	11.7	11.5	12.2	20.3						
50	64.9	10.4	9.16	8.50	8.96	11.3	53.5	9.84	9.02	8.47	9.18	12.3						
55	36.8	9.09	6.96	6.10	6.50	10.5	35.2	8.78	6.79	6.01	6.55	12.5						
60	26.5	8.25	5.05	4.44	4.63	8.78	29.0	7.73	4.91	4.34	4.64	9.27						
65	27.1	5.90	3.56	3.64	3.31	6.09	25.8	5.55	3.42	3.53	3.35	6.19						
70	25.1	3.86	2.57	3.22	2.79	4.12	21.4	3.67	2.49	3.03	3.02	4.15						
75	17.7	2.98	2.19	2.55	2.22	3.30	18.4	2.79	2.02	2.34	2.35	3.72						
80	15.7	2.09	1.49	1.63	1.46	2.16	13.5	1.79	1.31	1.45	1.50	2.39						
85	5.36	0.97	0.69	0.69	0.63	0.97	4.40	0.74	0.54	0.57	0.66	1.12						
90	0.00	0.00	0.00	0.00	0.00	0.00	0.00	0.00	0.00	0.00	0.00	0.00						
95	0.00	0.00	0.00	0.00	0.00	0.00	0.00	0.00	0.00	0.00	0.00	0.00						
100	0.00	0.00	0.00	0.00	0.00	0.00	0.00	0.00	0.00	0.00	0.00	0.00						
105	0.00	0.00	0.00	0.00	0.00	0.00	0.00	0.00	0.00	0.00	0.00	0.00						
110	0.00	0.00	0.00	0.00	0.00	0.00	0.00	0.00	0.00	0.00	0.00	0.00						
115	0.00	0.00	0.00	0.00	0.00	0.00	0.00	0.00	0.00	0.00	0.00	0.00						
120	0.00	0.00	0.00	0.00	0.00	0.00	0.00	0.00	0.00	0.00	0.00	0.00						
125	0.00	0.00	0.00	0.00	0.00	0.00	0.00	0.00	0.00	0.00	0.00	0.00						
130	0.00	0.00	0.00	0.00	0.00	0.00	0.00	0.00	0.00	0.00	0.00	0.00						
135	0.00	0.00	0.00	0.00	0.00	0.00	0.00	0.00	0.00	0.00	0.00	0.00						
140	0.00	0.00	0.00	0.00	0.00	0.00	0.00	0.00	0.00	0.00	0.00	0.00						
145	0.00	0.00	0.00	0.00	0.00	0.00	0.00	0.00	0.00	0.00	0.00	0.00						
150	0.00	0.00	0.00	0.00	0.00	0.00	0.00	0.00	0.00	0.00	0.00	0.00						
155	0.00	0.00	0.00	0.00	0.00	0.00	0.00	0.00	0.00	0.00	0.00	0.00						
160	0.00	0.00	0.00	0.00	0.00	0.00	0.00	0.00	0.00	0.00	0.00	0.00						
165	0.00	0.00	0.00	0.00	0.00	0.00	0.00	0.00	0.00	0.00	0.00	0.00						
170	0.00	0.00	0.00	0.00	0.00	0.00	0.00	0.00	0.00	0.00	0.00	0.00						
175	0.00	0.00	0.00	0.00	0.00	0.00	0.00	0.00	0.00	0.00	0.00	0.00						
180	0.00	0.00	0.00	0.00	0.00	0.00	0.00	0.00	0.00	0.00	0.00	0.00						

C Range: 0 - 360DEG
C Interval: 30.0DEG
Test Speed: HIGH
Temperature:25.3℃
Operators:zoe
Test Date:2023-6-27

Range: 0 - 180DEG
Interval: 1.0DEG
Test System:EVERFINE GO-SPEX500_V1 SYSTEM V2.00.461
Humidity:65.0%
Test Distance:3.160m [K=1.0000]
Remarks: LAMP:BXRE-30H1000-A-83 Ra:97
LENS: HLTJ00281 HL-52 15R+SG-004
DRIVER: TDI018NA050EF 500mA
30minutes warm-up